



INCLINED BELT CONVEYOR IBC-014

Inclined Belt Conveyors application areas are...

- Loading & Unloading Trucks or Trailers/Containers
- Sack Stacking in warehouse
- Bulk Product conveying and Piling
- Sack Conveying to high and Low heights
- Cardboard Conveying to high and Low heights
- Plastic crates Conveying to high and Low heights

An infinite belt which turns on two drums on a roller bed carries product from the lower points to upper point. To prevent product tumbling back on belt conveyor, correct inclination for each type of product is taken in to consideration with right type of Belt. Discharge height of the Inclined Belt Conveyor can be adjusted by manual Jack Lift or Motorized Jack Lift System.

Construction

Sturdy frame made of Mild Steel and Antirust Coated-Antistatic Powder Oven Painted,
 Maintenance-free ball bearing in Rollers
 Extremely Sturdy Belt with Hot Pressed Z splice connection with many layers of ply.
 60cm width to any required width available Belt
 Transportable with 2 Large Wheels & 2 Small wheels at tail end for Operational maneuvers.
 On Board Motor Control Panel with Emergency Button.

Optional Items available on request


- Stainless steel Body Frame
- Galvanized body Frame
- Food Grade Belt
- Towing hook
- Intake Hopper
- Side Walls
- 50 meter Cable and Plug
- Generator Installed Onboard.
- Variable Speed Controller.

Capacity for Bag/Sack

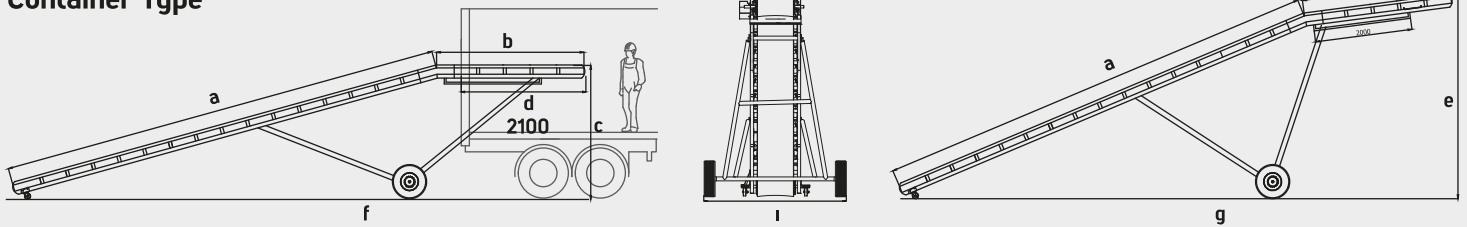
Belt speed 270 meters/hr / 1 meter a 50kg Sack= 270 units of x 50 kg = 13,500 tn /hr
 Belt speed 270 meters/hr / 1,2 meter a 100kg Sack= 225 units of x 100 kg = 22,500 tn /hr

Capacity for Bulk Product

	Belt Width	
	60 cm	80 cm
Wheat	40tph	60tph
Barley	40tph	60tph
Sunflower Seed	20tph	30tph
Sesame	30tph	45tph

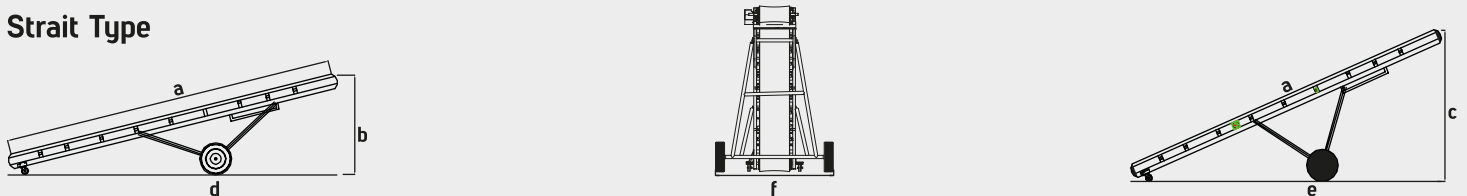


Container Type



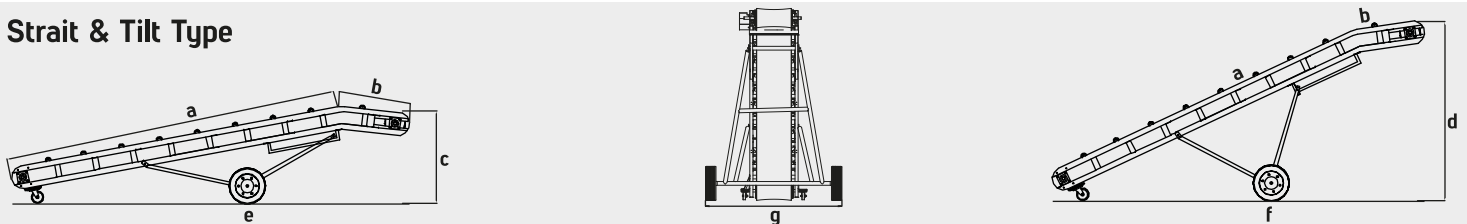
Belt Length Straight + Flat	Dimensions								Drive Motor	Jack Lift Motor	Length in Container
	a	b	c	d	e	f	g	i			
5 mtr + 2 mtr	5000	2000	2200	1100	3300	6900	7100	2165	2.2 kW	Manual	3450
5 mtr + 3 mtr	5000	3000	2250	2100	3400	7900	8100	2165	2.2 kW	Manual	3500
6 mtr + 2 mtr	6000	2000	2300	1100	3500	7900	8100	2165	2.2 kW	Manual	3550
6 mtr + 3 mtr	6000	3000	2350	2100	3600	8900	9100	2165	3 kW	Manual	3600
6 mtr + 4 mtr	6000	4000	2350	2900	4000	9900	10100	2165	3 kW	1.5 kW	3650
7 mtr + 2 mtr	7000	2000	2400	1100	3700	8900	9100	2165	2.2 kW	1.5 kW	3500
7 mtr + 3 mtr	7000	3000	2425	2100	3800	9900	10100	2165	3 kW	1.5 kW	3550
8 mtr + 2 mtr	8000	2000	2500	1100	3900	9900	10100	2165	3 kW	1.5 kW	3500
8 mtr + 3 mtr	8000	3000	2600	2100	4000	10900	11100	2165	3 kW	1.5 kW	3550
9 mtr + 2 mtr	9000	2000	2650	1100	4100	10900	11100	2165	3 kW	1.5 kW	3500
9 mtr + 3 mtr	9000	3000	2760	2100	4200	10900	11100	2165	3 kW	1.5 kW	3550

Straight Type




Belt Length Straight	Dimensions						Drive Motor	Jack Lift Motor	Length in Container
	a	b	c	d	e	f			
5 mtr	5000	1600	2500	4800	4400	2165	1.5 kW	Manual	1770
6 mtr	6000	1800	2750	5800	5400	2165	2.2 kW	Manual	1820
7 mtr	7000	2000	3660	6800	6400	2165	2.2 kW	Manual	1870
8 mtr	8000	2400	3900	7800	7400	2165	2.2 kW	Manual	1920
9 mtr	9000	2650	4070	8800	8400	2165	2.2 kW	Manual	1970
10 mtr	10000	3260	5130	9800	9400	2165	3 kW	1.5 kW	2020
11 mtr	11000	3800	5500	10800	10400	2165	3 kW	1.5 kW	2070
12 mtr	12000	4400	5900	11800	11400	2165	3 kW	1.5 kW	2120
13 mtr	13000	5000	6300	12800	12400	2165	3 kW	1.5 kW	2170
14 mtr	14000	5600	6700	13800	13400	2165	4 kW	1.5 kW	2220

Straight & Tilt Type




Belt Length Straight + Flat	Dimensions							Drive Motor	Jack Lift Motor	Length in Container
	a	b	c	d	e	f	g			
5 mtr + 1 mtr	5000	1000	1400	2700	5900	5700	2165	1.5 kW	Manual	2770
6 mtr + 1 mtr	6000	1000	1650	2850	6900	6700	2165	2.2 kW	Manual	2820
7 mtr + 1 mtr	7000	1000	1900	3200	7900	7700	2165	2.2 kW	Manual	2870
8 mtr + 1 mtr	8000	1000	1900	3800	8900	8700	2165	2.2 kW	1.5 kW	2920
9 mtr + 1 mtr	9000	1000	2000	4150	9900	9700	2165	3 kW	1.5 kW	2970
10 mtr + 1 mtr	10000	1000	2100	4250	10900	10700	2165	3 kW	1.5 kW	3020
11 mtr + 1 mtr	11000	1000	2200	4350	11900	11700	2165	3 kW	1.5 kW	3070
12 mtr + 1 mtr	12000	1000	2300	4450	12900	12700	2165	3 kW	1.5 kW	3120
13 mtr + 1 mtr	13000	1000	2400	4550	13900	13700	2165	4 kW	1.5 kW	3170
14 mtr + 1 mtr	14000	1000	2500	4650	14900	14700	2165	4 kW	1.5 kW	3220






Jack Lift : Inclination height adjusted with Manually Controlled Jack Lift.

Over 8 meter long Inclined Belt Conveyors Motorized Jack lift is recommend due to load weight.



Front end equipped with two Large wheels for Mobility as well as Towing.

Tail end equipped with two small wheels for maneuvering.



Belt Tensioner and Spanner provided.

Embedded Motor for protection.



On Board Power Panel

Sturdy Cleated Belt and all other Optional Belts.



CE
ISO 9001 - 2008
QUALITY ASSURANCE

+90 444 6 259

www.akyurekltd.com

Akyurek Kardesler San.Tic.Ltd.Sti. Have all the copyrights of the information and pictures provided in this catalogue. We have all rights to do necessary adjustments on the product & these changes may not reflect on the catalogue at the moment of production. We will do our utmost to inform you all the changes if and when.